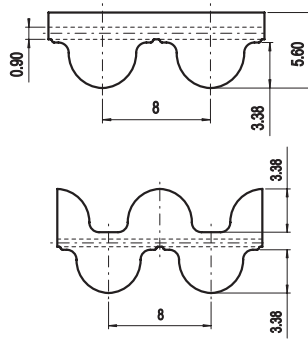
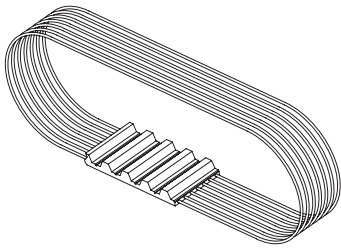


HTD8M ELA-flex SD™



Belt characteristics

- Truly endless polyurethane timing belt with round tooth profile and steel tension cords. Produced according to ISO 13050
- Metric pitch 8 mm
- The round tooth profile, allows a uniform load distribution that guarantees high performance, high transmissible torque and precise tooth engagement
- Transmissible power up to 80 kW
- Rpm up to 6.000 [1/min]
- Maximum width: 150 mm
- Width tolerance: $\pm 0,5$ [mm]
- Thickness tolerance: $\pm 0,2$ [mm]

Technical data

Belt width [mm]	10	15	20	30	50	85	100	150
Allowable tensile load [N]	1600	2400	3200	4800	7900	13400	15800	23700
Weight [kg/m]	0,07	0,10	0,13	0,20	0,33	0,56	0,66	1,00

Other widths are available on request

Tooth shear strength

rpm [min ⁻¹]	M _{spez} [Ncm/cm]	P _{spez} [W/cm]	rpm [min ⁻¹]	M _{spez} [Ncm/cm]	P _{spez} [W/cm]	rpm [min ⁻¹]	M _{spez} [Ncm/cm]	P _{spez} [W/cm]
0	9,422	0,000	1200	5,848	7,348	3400	3,936	14,013
20	9,246	0,194	1300	5,709	7,772	3600	3,826	14,421
40	9,083	0,380	1400	5,580	8,180	3800	3,721	14,805
60	8,933	0,561	1440	5,530	8,338	4000	3,621	15,166
80	8,794	0,737	1500	5,458	8,572	4500	3,390	15,975
100	8,666	0,907	1600	5,343	8,951	5000	3,183	16,663
200	8,160	1,709	1700	5,233	9,316	5500	2,994	17,241
300	7,853	2,467	1800	5,130	9,669	6000	2,821	17,720
400	7,516	3,148	1900	5,031	10,010	6500		
500	7,220	3,780	2000	4,937	10,340	7000		
600	6,959	4,372	2200	4,761	10,968	7500		
700	6,728	4,931	2400	4,599	11,557	8000		
800	6,519	5,461	2600	4,448	12,110	8500		
900	6,330	5,965	2800	4,308	12,630	9000		
1000	6,156	6,446	3000	4,176	13,119	9500		
1100	5,996	6,907	3200	4,053	13,580	10000		

The total power "P" and the total torque "M" transmitted by the belt, are calculated with the following formulas:

$$P [\text{Kw}] = P_{\text{spez}} \cdot Z_e \cdot Z_k \cdot b / 1000$$

$$M [\text{Nm}] = M_{\text{spez}} \cdot Z_e \cdot Z_k \cdot b / 100$$

$$Z_e = \frac{Z_k \cdot \arccos \left[\frac{t \cdot (z_g - z_k)}{2 \cdot \pi \cdot A} \right]}{180}$$

P = power in Kw

M = torque in Nm

P_{spez} = specific power

M_{spez} = specific torque

Z_e = number of teeth in mesh of the small pulley

Z_emax = 12

Z_k = number of teeth of the small pulley

b = belt width in cm

A = centre distance [mm]

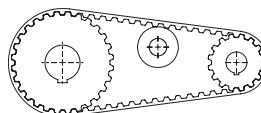
t = pitch

Flexibility

Minimum number of teeth and minimum diameter

Drive without reverse bending

- Timing pulley $z_{\min} = 18$
- Idler running on belt teeth $d_{\min} = 50$ mm



Drive with reverse bending and double sided belt

- Timing pulley $z_{\min} = 18$
- Idler running on belt back $d_{\min} = 120$ mm

